



Welcome to GovState's Transfer Admitted Student Day



What is Admitted Student Day?

- Establish a personal connection with our transfer students with GSU staff
- Prepare students for enrollment steps – Today's Actionable Items
 - Learn more about Online Orientation
 - Prepare students to apply for housing
 - Review the financial aid process
- Early step in establishing a community and **INCREASE STUDENT SUCCESS!**



Fast Facts on GSU

- **4,338** students enrolled
- **12:1** student to faculty ratio
- **24** countries represented
- **#1** safest campus in Illinois
(www.niche.com/colleges/search/safest-colleges/s/illinois/?type=public)
- **#8** safest campus in U.S.
(backgroundchecks.org/50-safest-colleges-in-america.html)
- **62,000+** alumni
- **750 acre** campus
- **80+** student organizations and clubs

Top Undergraduate Majors

1. Interdisciplinary Studies, BA
2. Psychology, BA
3. Business Administration, BA
4. Criminal Justice, BA
5. Social Work, BSW
6. Accounting, BS
7. Nursing, BSN
8. Communication, BA
9. Community Health, BHS
10. Elementary Education, BA;
English, BA;
Information Technology, BS

Top Graduate Majors

1. Computer Science, MS
2. Social Work, MSW
3. Health Administration, MHA
4. Physical Therapy, DPT
5. Communication Disorders, MHS
6. Educational Administration, MA
7. Counseling, MA
8. Occupational Therapy, MOT
9. Accounting, MS

Quality

- **73%** rate overall experience as excellent or good*
- **101** average pages of assigned writing in the first year*
- **80%** complete high-impact practices*
- **61.5%** of GSU students receive grants and scholarships
- International students from over **24** different countries



Nationally Recognized by US News and World Report

- 2022 Social Mobility
- 2022 Online Undergraduate Business Programs
- 2021 Ethnic Diversity
- 2021 Student Debt Load at Graduation – Least Debt
- 2021 Undergraduate Business Programs
- 2021 Undergraduate Computer Science Programs



*National Survey of Student Engagement 2018


Become a Jaguar!

NAIA Collegiate Teams

- Men's and Women's **Basketball**
- Men's and Women's **Cross Country & Track**
- Men's and Women's **Golf**
- Men's and Women's **Soccer**
- Women's **Volleyball**
- Women's **Bowling**

Varsity Reserve Teams:

- Men's and Women's **Basketball**
- Men's and Women's **Soccer**
- Women's **Volleyball**



Get Involved!

Accounting, Finance, and Economics Club
Allied Health Professional Society – Alpha Eta
Alpha Iota Sigma
American Advertising Federation – GSU Chapter
American Sign Language Club
Art Forum
Association of Latin American Students
Beta Gamma Sigma, Honor Society
Black Student Union
Chess Club
Chi Sigma Iota, Honor Society
Chinese Student Association
Coalition of Occupational Therapy Advocates for Diversity
Computer Technology Club
Criminal Justice Club
Gender and Sexuality Club (GNSX)
Generating Hope
Graduate Professional Network (GPN)
GSU Bowling Club
GSU Cheer Squad

GSU Dance Company
GSU Honors Program Student Council
GSU ICA Chapter
GSU Psychology Club
GSU Supply Chain Student Club
International Business Club
International Culture Organization
Jaguars Gaming Club
Kaleidoscope
Kappa Delta Pi, Honor Society
Ladies of Virtue and Excellence (L.O.V.E)
Lambda Pi Eta-Kappa Kappa Chapter
Male Success Initiative
Master of Public Administration Club
Muslim Students' Association
Peer Mentor Program
Phi Alpha, Honor Society
Phoenix Newspaper
Physical Therapy Student Association
Pre-Health Club
Psi Chi Psychology National Honors Society

Reconstructed
Sigma Tau Delta – Alpha Chi Psi Chapter
Soccer Club
Social Work Student Organization
Student Activities Council
Student Education Association
Student Healthcare Management Assoc.
Student Occupational Therapy Assoc.
Student Senate
Student Veterans Organization
Students of Addition Studies Club
Sustainability Club
Table Tennis Club
Tau Sigma National, Honor Society
Trans4mation Gospel Choir
Upsilon Phi Delta, Honor Society
Wellness Club
Writers Union
Young Christian Disciples

...and you can always start a new club!



Governors State
UNIVERSITY

Registering for Classes

Self Registration Tutorial



Quick Links

- EMAIL
- REGISTER HERE
- eLearning BLACKBOARD
- GSU STAR SAVE YOUR SEMESTER
- STUDENT CLUBS & ORGANIZATIONS
- CALENDARS EVENTS | MEETINGS | CONFERENCES
- RESPONDUS LockDown Browser

Resources

- A to Z Index
- myONECARD Dining | Bookstore
- DEGREE AUDIT VIEW YOUR ACADEMIC PROGRESS
- LIBRARY
- TUTORING ACADEMIC RESOURCE CENTER
- ORIENTATION

Open Self Service Registration

Watch on YouTube

New Self Service Degree Audit

Social Media

[View all GSU Social Media Sites](#)

Password Reset

For a complete listing of Password Reset instruction, please see the [Password Reset portal page](#). There you can find links to the self service, registration, and tutorials.

Call the GSU Helpdesk with questions: 708.534.4357.

My Week

Could not retrieve appointments from SharePoint.

JULY 2023

Self Service Degree Audit Tutorial

Online Services

- > STUDENTS
- > FACULTY
- > EMPLOYEES
- > ADVISORS

Self Service Degree Audit
Testing Self-Service version 2.35

My Progress
UG Accounting (1 of 2 programs)

At a Glance

Cumulative GPA:	(2.00 required)
Institution GPA:	(2.00 required)
Degree:	Bachelor of Science
Majors:	ACCOUNTING
Departments:	Accounting, Finance, MIS, Econ
Catalog:	2011
Anticipated Completion Date:	05/16/2026

Program Notes
[Show Program Notes](#)

Requirements [Expand All](#)
[Advising Appointment](#)

Watch on YouTube

JULY 2023

July Wednesday 26 - Friday 28

There are no appointments for this time period.

Email Alert Preferences

How to Register

mygsu

Schneider, Lise

Menu SHARE 0 Notifications

Governors State University Portal ▶ Students

Search Everything

Quick Links

 EMAIL  REGISTER HERE

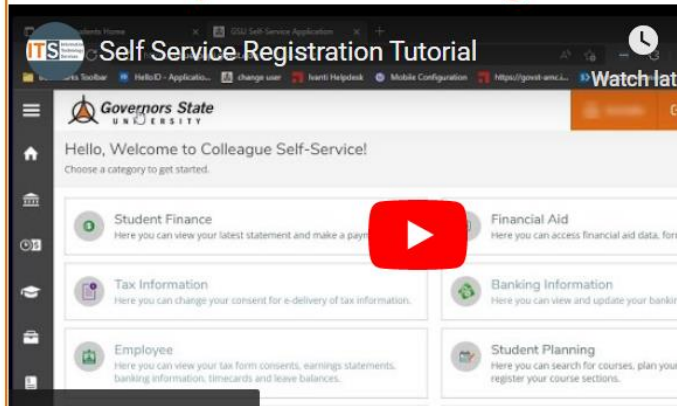
 eLearning BLACKBOARD  GSU STAR SAVE YOUR SEMESTER

 STUDENT CLUBS & ORGANIZATIONS  CALENDARS EVENTS | MEETINGS | CONFERENCES

RESPONDUS LOCKDOWN BROWSER 

Resources

Open Self Service Registration



Social Media



[View all GSU Social Media Sites](#)

Password Reset

For a complete listing of Password Reset instruction, please see the [Password Reset portal page](#). There you can find links to the self service, registration, and tutorials.

Call the GSU Helpdesk with questions: 708.534.4357.

Connect with your Advisor

- Your advisor information can be found in three places:
 - Your admissions login letter
 - Your MyGSU portal
 - The GovState website: <https://www.govst.edu/advising/>
 - Note: advisors are listed by college.

Undergraduate Academic Advising Center

Room: C3385

Phone: 708-534-8043

E-mail: advising@govst.edu



Financing Your Education

How do I apply for Financial Aid?

- Starts with the **#FAFSA!**

(**F**ree **A**pplication for **F**ederal **S**tudent **A**id)



The screenshot shows the Federal Student Aid website homepage. At the top, there is a navigation bar with the text "An official website of the United States government." and "Help Center | English | Español". Below this is the "Federal Student Aid" logo and a navigation menu with options: "UNDERSTAND AID", "APPLY FOR AID", "COMPLETE AID PROCESS", and "MANAGE LOANS". The main content area has a dark blue background with the heading "Complete the FAFSA® Form" and a "Start Here" button. Below this, there is a section for "New to the FAFSA® Process?" with the text "Completing the FAFSA form is free. Fill it out now." and a "Start Here" button. There is also a section for "Returning User?" with options "Correct info | Add a school" and "View your Student Aid Report (SAR)", and a "Log In" button. At the bottom, there is a section for "FAFSA® Announcements" with a sub-heading "2021-22 FAFSA Form Available" and a paragraph of text: "The new 2021-22 FAFSA form is here! Some states and schools have limited funds, so don't delay! To begin your application, select the 'START HERE' button on the FAFSA homepage."

Types of Financial Aid

1. **Grants**

2. **Loans**

3. **Scholarships**

4. **Student Employment Opportunities**



Grants

- **Federal PELL Grant**
- **Illinois MAP Grant**
- **Federal SEOG Grant**
- **TEACH Grant**

REFERRED TO AS 'GIFT AID'



Student Loans

- **Federal Direct Loan**
 - Subsidized
 - Unsubsidized
 - PLUS
- **Private Student Loans**



Scholarships

- **GSU Scholarship homepage:** www.govst.edu/Scholarships/
- **Scholarship Universe:** govst.scholarshipuniverse.com/public
- **With Scholarship Universe, Students will be able to:**
 - Answer questions and match to scholarship opportunities they are eligible for
 - Easily apply online to multiple scholarship opportunities through a personalized portal
 - See scholarship metrics to determine their chances and effort required to apply
 - Be alerted whenever they are matched to new scholarship opportunities
 - Receive automated reminders about outstanding tasks and next steps

Federal Work Study

- Employment on or off campus
- Minimum wage or higher
- Gain valuable work experience
- Work up to 30 hours per pay period



AIM HIGH for Transfers

GPA Requirement	Scholarship
CUM GPA: 3.5+	\$5,000 annually
CUM GPA: 2.5 - 3.49	\$3,000 annually

AIM HIGH Criteria

- Be enrolled full time in a baccalaureate degree program at Governors State University for the first time.
- Be a resident of Illinois.
- Be a U.S. Citizen or eligible non-citizen.
- Not have household income that exceeds six times the poverty rate.
- Meet full admissions criteria.
- Not yet have earned a baccalaureate degree or 135 undergraduate credit hours.
- Not be in default of student loans or owe a refund or repayment of state or federal grants or scholarships.
- **Have earned an associates degree from an Illinois community college or be a transfer student from a four-year university.**

New for 24-25- Banded Tuition



Students who take 15-credit course loads each semester are more likely to graduate. Our new banded tuition model at GovState has many benefits for you.

Benefits of taking 15 credits per term

- All new students will be charged banded tuition starting in Fall 2024.
- Allows students to be charged the same tuition if you are taking 12 credit hours or more!

	12 CREDITS	15 CREDITS
Eligible for full Pell Grant*	✓	✓
Flexible Class Options	✓	✓
Eligible for full Illinois MAP Grant*	✗	✓
Complete your degree on time	✗	✓
Save money with banded tuition and reduce living expenses	✗	✓
Gain additional income by entering the workforce by graduating on time	✗	✓

*Eligibility based on FAFSA filing results.

Tuition and Fees

	GSU Cost	Financial Aid Opportunities
Non- Residential Cost	\$14,056 per year* <i>(\$56,224 Degree)</i>	Max Pell Grant: \$7,395 Max Illinois MAP Grant: \$8,400 Potential Refund of \$1,739 (Fall and Spring Combined)
Residential Cost (Tuition, fees, housing, and meal plan)	\$21,480 <i>(\$85,920 Degree)</i>	Remaining Cost: \$5,685

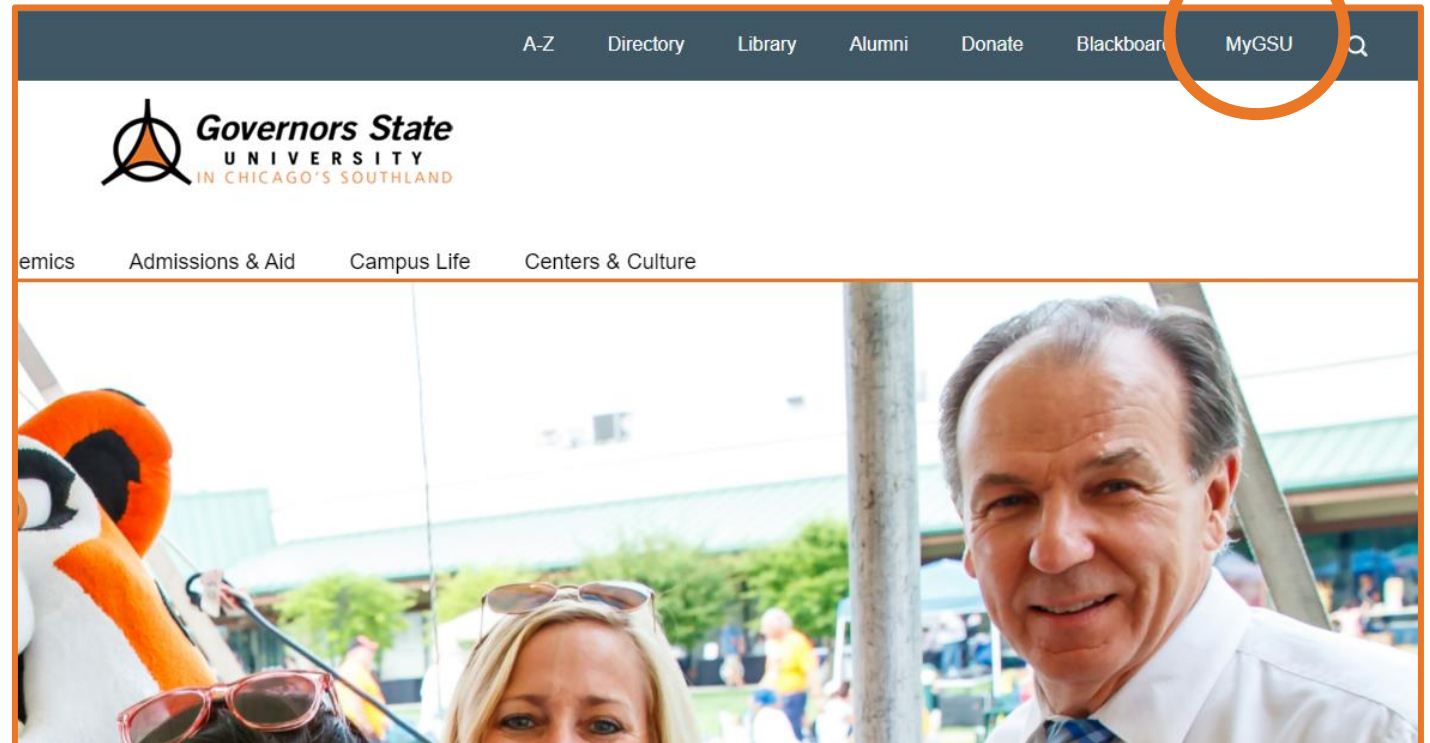


Governors State
UNIVERSITY

Accessing Financial Aid Award Letter


Accessing Financial Aid

Step 1: Navigate to the **myGSU Student Portal**.



Accessing Financial Aid

Step 2: Log-in with your credentials, which can be found on your Acceptance Letter.

A screenshot of the mygsu login portal. The header features the text "mygsu" in a stylized font, with "my" in grey and "gsu" in orange, followed by "Governors State University Portal" in a smaller grey font. Below the header is a dark orange rectangular area containing the login form. The form includes two input fields: "User name:" and "Password:". Below these fields is a "Log On" button. At the bottom of the form area is a link that reads "[Forgot or change password](#)".

mygsu Governors State University Portal

User name:

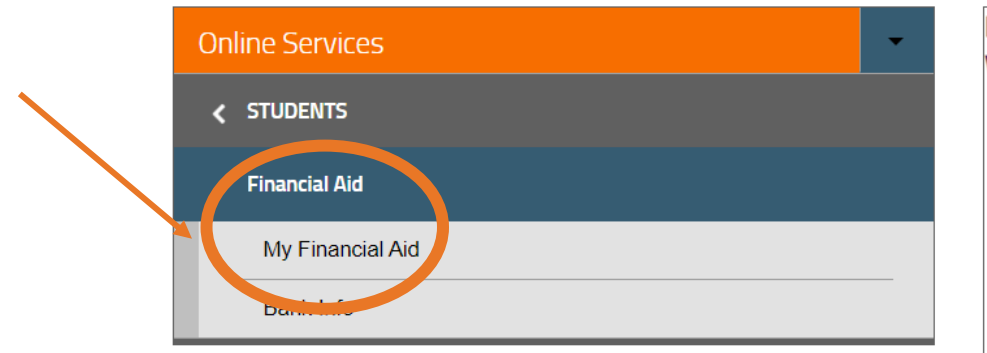
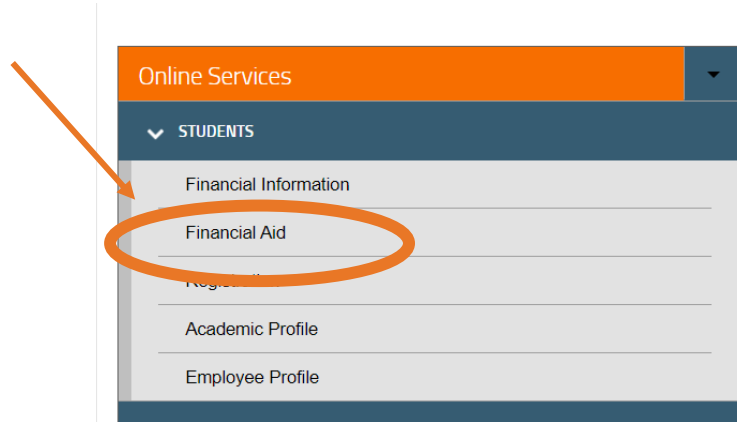
Password:

Log On

[Forgot or change password](#)

Accessing Financial Aid

Step 3: Under the Online Services, go to the Students tab. Click on Financial Aid then My Financial Aid to see your award amounts.



Office of Financial Aid



Phone: (708) 534-4480



Email: faid@govst.edu



Website: www.govst.edu/financialaid/



Governors State
UNIVERSITY

Immunization Requirements

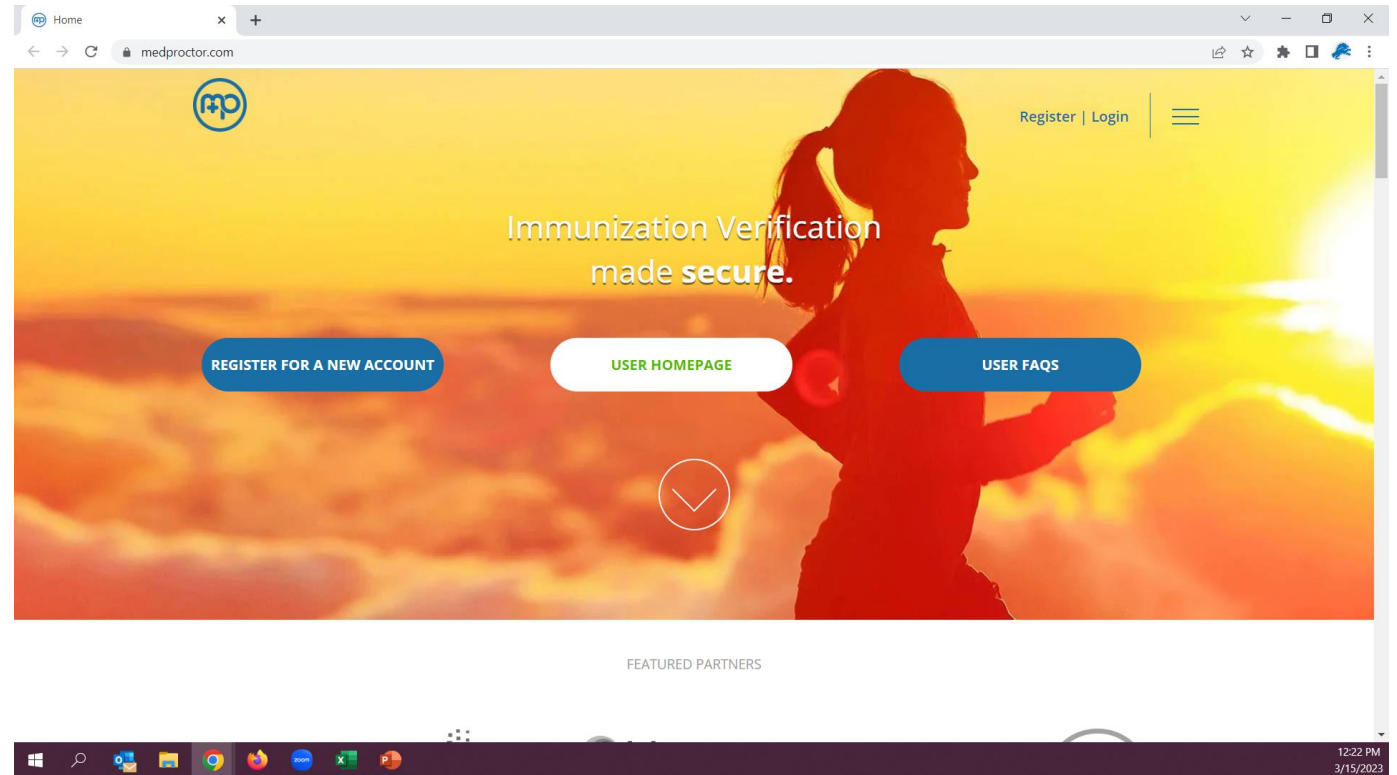
Immunization Requirements

- **All students** either living on campus or taking courses on campus must submit an immunization record.
- **Ways to retrieve your record:**
 - Previous high school or community college
 - Military records
 - Family physician
 - IDPH
 - Request an immunity profile
- **Compliance Deadline:**
 - Students admitted Fall: September 1
 - Students admitted Spring: February 1
 - Students admitted Summer: July 1

Details available on:
govst.edu/immunization

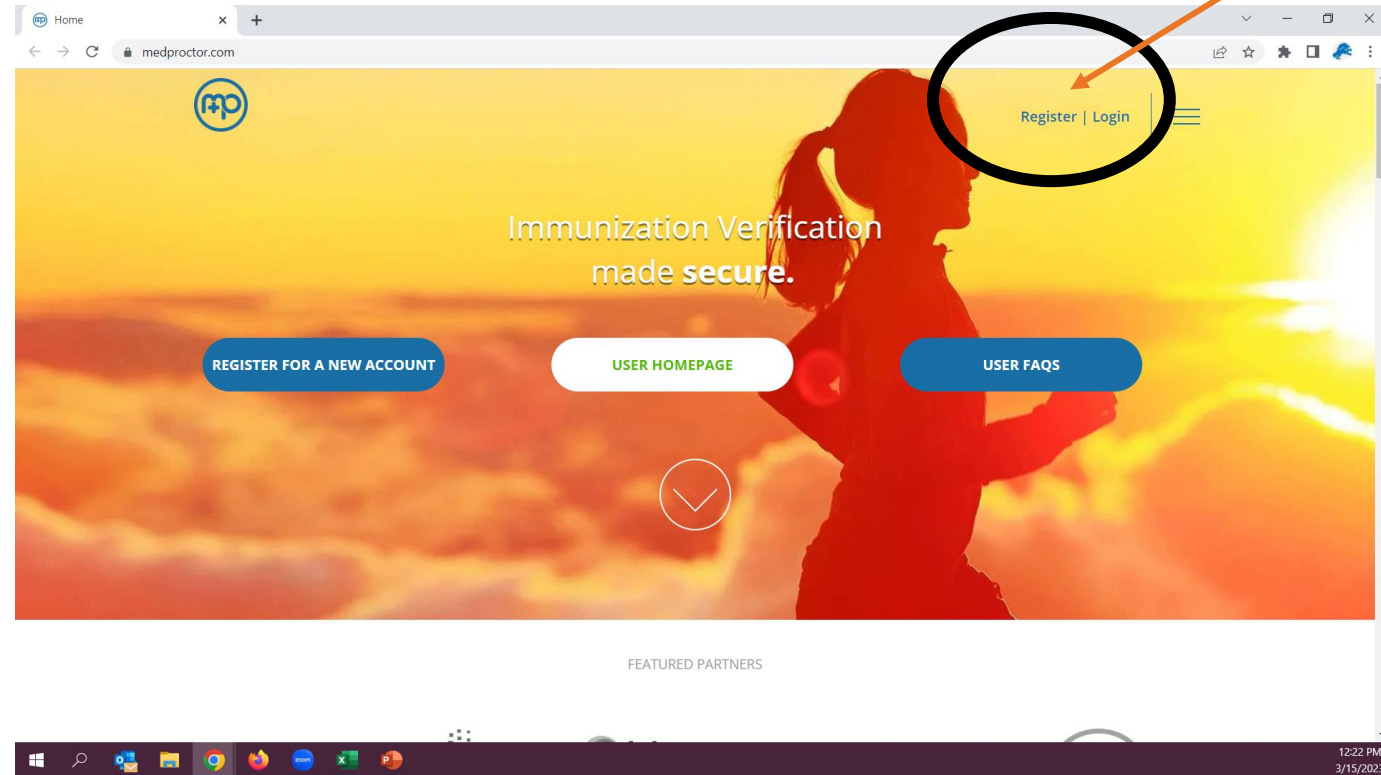
Submitting Immunizations

Step 1: Go to MedProctor website at www.medproctor.com.



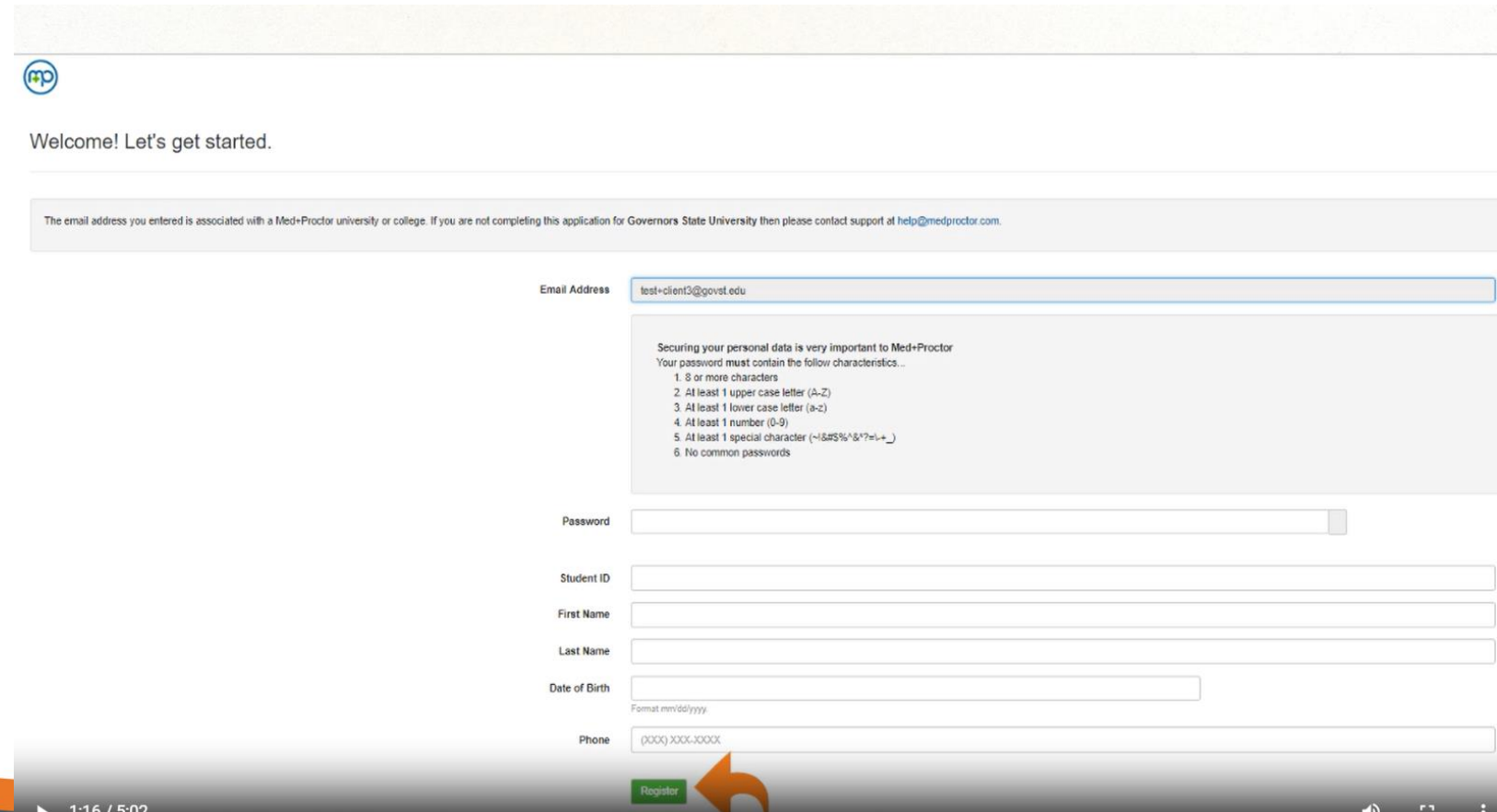
Submitting Immunizations

Step 2: Click “register” and create an account using your GSU student email address.



Submitting Immunizations

Step 3: Complete your MedProctor Profile.



The screenshot shows the MedProctor registration interface. At the top left is the MedProctor logo (a blue circle with 'mp' inside). Below it, the text reads "Welcome! Let's get started." A grey banner contains the text: "The email address you entered is associated with a Med+Proctor university or college. If you are not completing this application for Governors State University then please contact support at help@medproctor.com." The registration form includes the following fields and instructions:

- Email Address:** test+client3@govst.edu
- Password:** A text box with a strength indicator. Below it, instructions state: "Securing your personal data is very important to Med+Proctor. Your password must contain the follow characteristics..." followed by a list:
 1. 8 or more characters
 2. At least 1 upper case letter (A-Z)
 3. At least 1 lower case letter (a-z)
 4. At least 1 number (0-9)
 5. At least 1 special character (~!@#\$%^&*?'=+_)
 6. No common passwords
- Student ID:** A text box.
- First Name:** A text box.
- Last Name:** A text box.
- Date of Birth:** A text box with the instruction "Format mm/dd/yyyy".
- Phone:** A text box with the instruction "Format (xxx) xxx-xxxx".

A green "Register" button is located at the bottom of the form, with a red arrow pointing to it. A video player interface is visible at the bottom of the screenshot, showing a play button and the text "1:16 / 5:02".

Submitting Immunizations

Step 4: Download and Print the Immunization Certificate.

The screenshot shows the user interface of the Governors State University immunization portal. At the top left, there are logos for 'mp' and 'Governors State UNIVERSITY'. At the top right, there is a 'Messages' link. Below the header, the 'Documents' section is visible. Under 'Download Documents', there is a list of documents, with 'Immunization Certificate' highlighted by an orange arrow. To the right of this section are three menu items: 'Account', 'Profile', and 'Document'. Below the download section is the 'Upload a Document' section, which includes instructions: 'JPEG (.jpeg or .jpg) images are preferred. Need to correct a document you have submitted? Simply select the document type and choose the corrected file in the form below.' The form contains a 'Document Type *' dropdown menu set to 'Select', a 'Select a file *' button labeled 'Choose File' with the text 'No file chosen' next to it, and a green 'Continue...' button.

Submitting Immunizations

Step 5: Take the Immunization Certificate form to your medical provider for completion.

IMMUNIZATION CERTIFICATE
PRINT CLEARLY WITH DARK BLACK INK.
This form will be read by a computer.
Upload to medproctor.com

University: **Governors State University** Green = Required
Student: _____ Blue = Recommended DOB: _____ Black = Optional

MMR (Measles, Mumps, Rubella) - Required	HEPATITIS B - Recommended	VARICELLA (Chicken Pox) - Recommended	Typhoid - Inactivated - Optional
1st	1st	1st	One
2nd	2nd	2nd	Yellow Fever - Optional
3rd	3rd	3rd	One
MENINGOCOCCAL - Recommended	HPV (Human Papillomavirus) - Recommended	HEPATITIS A - Recommended	RABIES (Pre-Exposure) - Optional
1st	1st	1st	1st
2nd	2nd	2nd	2nd
3rd	3rd	3rd	3rd
MENINGOCOCCAL B - Optional	Tdap (Tetanus, Diphtheria, Pertussis) - Required	POLIO - Inactivated - Recommended	
1st	1st	1st	
2nd	2nd	2nd	
3rd	3rd	3rd	
4th	4th	4th	

REQUIRED - Immunization History Signature (Please clearly complete ALL and place office stamp at bottom of page.)

LICENSED HEALTH CARE PROFESSIONAL SIGNATURE: _____ PRINT LICENSED HEALTH CARE PROFESSIONAL FIRST AND LAST NAME: _____ SIGNATURE DATE: _____

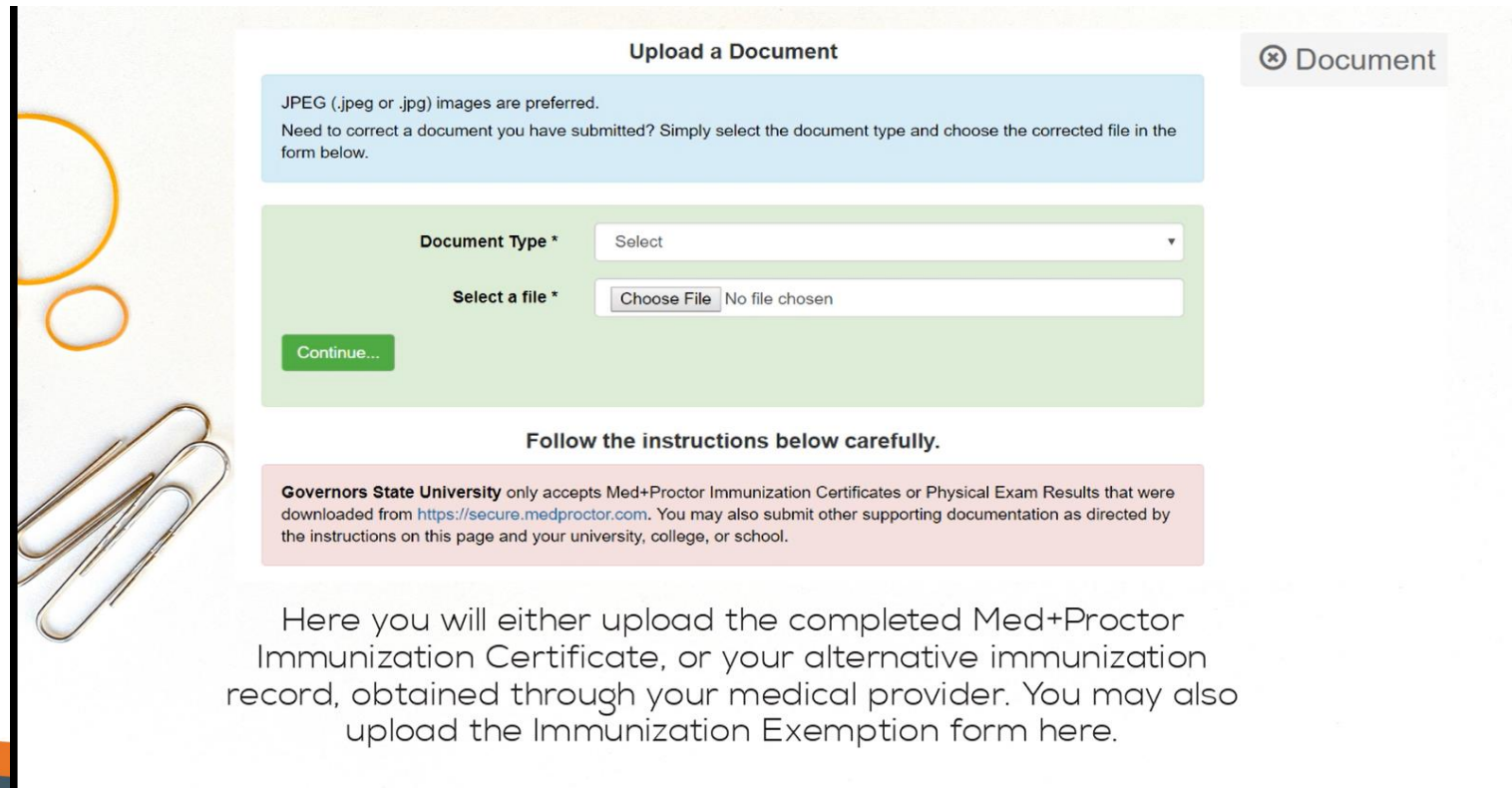
OFFICE STAMP: _____

MP NUMBER: _____ MP NAME OF LICENSED HEALTH CARE PROFESSIONAL: _____ OFFICE PHONE NUMBER: _____

Copyright © 2018 by MedProctor, LLC.

Submitting Immunizations

Step 6: Upload your Immunization Certificate Form to MedProctor.



Upload a Document Document

JPEG (.jpeg or .jpg) images are preferred.
Need to correct a document you have submitted? Simply select the document type and choose the corrected file in the form below.

Document Type *

Select a file * No file chosen

[Continue...](#)

Follow the instructions below carefully.

Governors State University only accepts Med+Proctor Immunization Certificates or Physical Exam Results that were downloaded from <https://secure.medproctor.com>. You may also submit other supporting documentation as directed by the instructions on this page and your university, college, or school.

Here you will either upload the completed Med+Proctor Immunization Certificate, or your alternative immunization record, obtained through your medical provider. You may also upload the Immunization Exemption form here.



Housing and Dining at GSU

Unit Types in Prairie Place

- **4-bedroom apartment**
(single bedroom)

\$10,509/annually



- **Semi-Suite** – share bedroom;
bathroom connected to next room

\$7,424/annually



Unit Types in Prairie Place

- **2-bedroom apartment**
(single bedroom) *LIMITED availability*

\$12,486/annually



- **2-bedroom apartment** – share bedroom with roommate, 4 people in total

\$8,736/annually



Campus Dining

- Convenient & Flexible Plan
- Use in Café or C-Store

Choose the plan that works for you:

- **Gold Plan** \$1,500 / semester
- **Silver Plan** \$1,000 / semester
- **Bronze Plan** \$500 / semester

If you are a Prairie Place resident, you will be assigned a Meal Plan according to your housing room type



Applying for Housing

- Fall 2024 housing application are now available!
- Apply online at: www.govst.edu/housing



Email: housing@govst.edu



Phone: (708) 235-7110



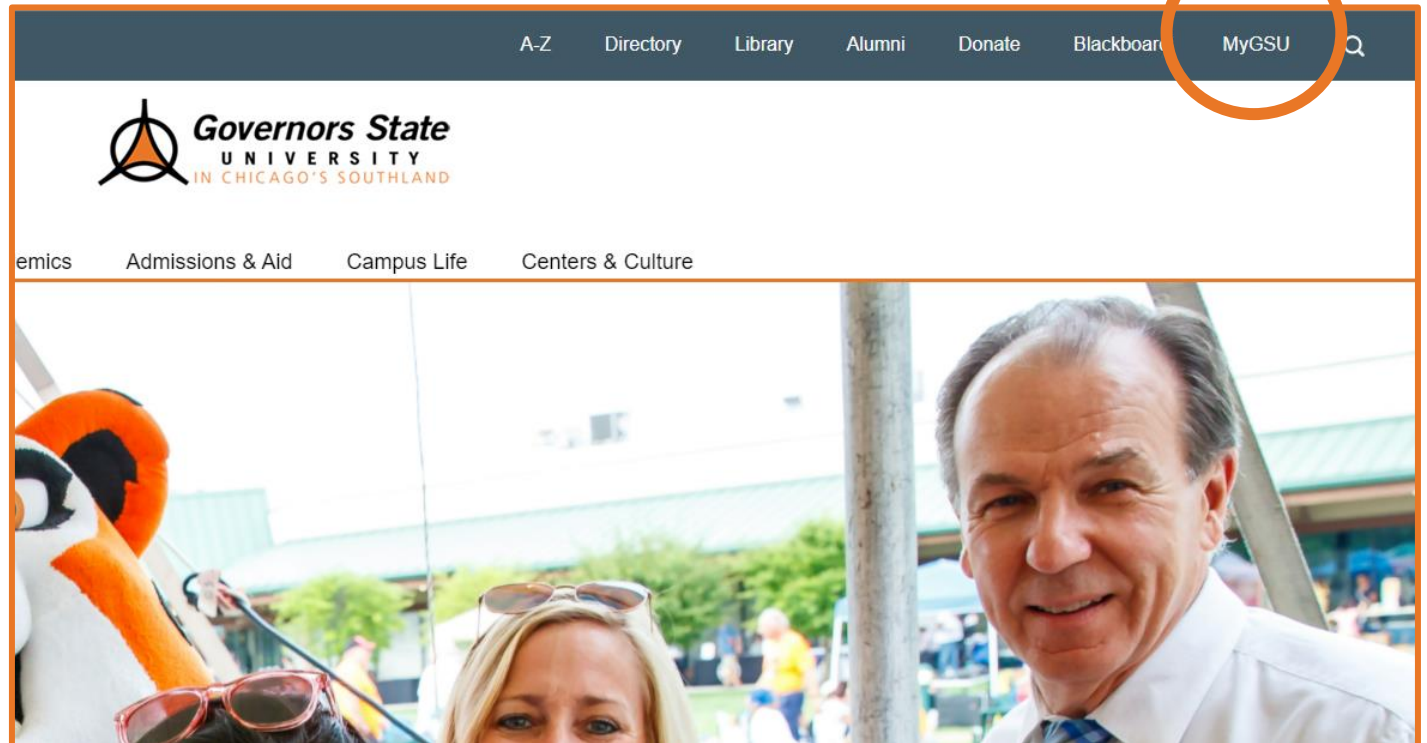
Governors State
UNIVERSITY

Your MyGSU Portal

Accessing myGSU


Step 1: Go to the main webpage: www.govst.edu

Step 2: Navigate to the **myGSU Student Portal**.



Accessing myGSU

Step 3: Refer to your Admission acceptance letter where you can find your GSU credentials.



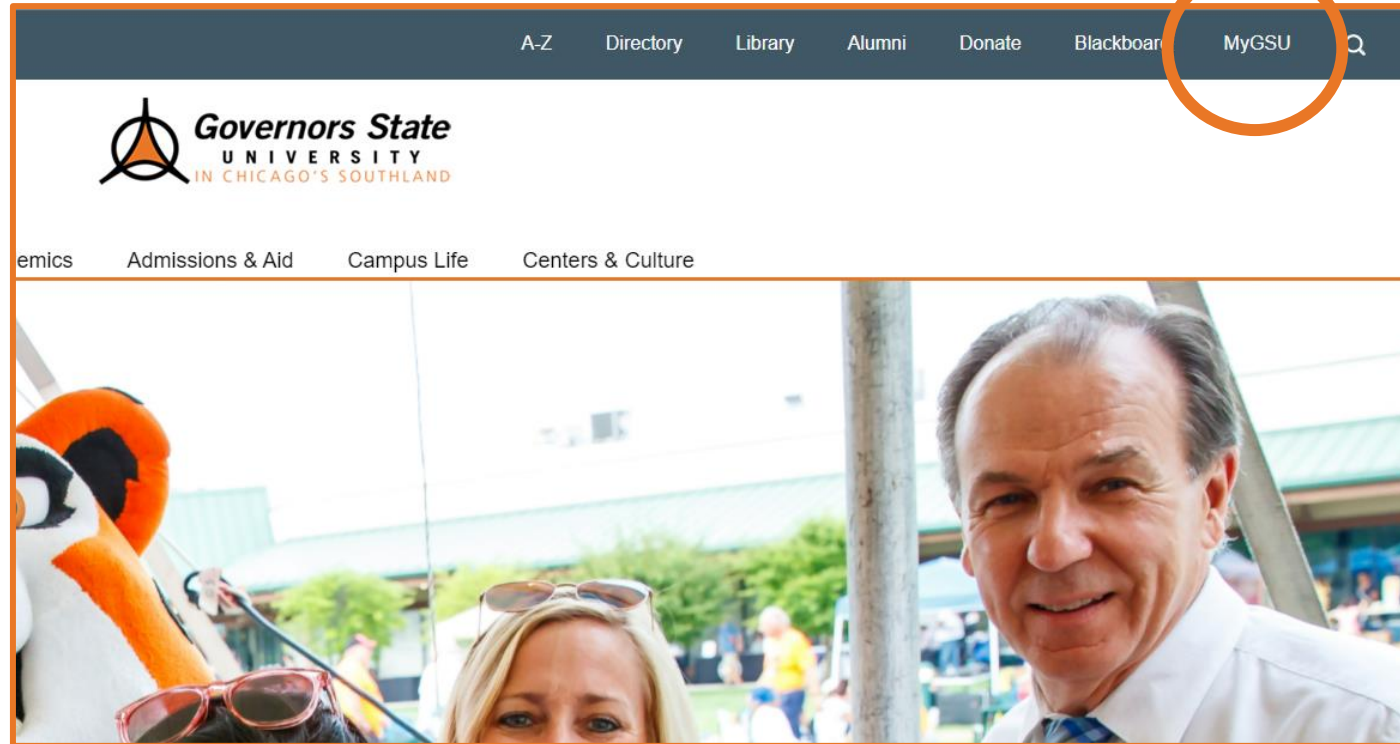
Student ID:
System Login:
Password: GovstMMDDYY (Please use your 6-digit birthdate)
GSU email address: @student.govst.edu



Accessing Orientation


Accessing Orientation

Step 1: Navigate to the **myGSU Student Portal**.



Accessing Orientation

Step 2: Log-in with your credentials, which can be found on your Acceptance Letter.

A screenshot of the mygsu login portal. The header features the text "mygsu" in a stylized font, with "my" in grey and "gsu" in orange, followed by "Governors State University Portal" in a smaller grey font. Below the header is a dark orange rectangular area containing the login form. The form includes two input fields: "User name:" and "Password:". Below these fields is a "Log On" button. At the bottom of the form area is a link that reads "[Forgot or change password](#)".

mygsu Governors State University Portal

User name:

Password:

Log On

[Forgot or change password](#)

Accessing Orientation

Step 3: On the left-hand side, under 'Resources' click the Orientation button.

The screenshot displays a navigation menu with the following items:

- CALENDARS (EVENTS | MEETINGS | CONFERENCES)
- LockDown Browser
- BB

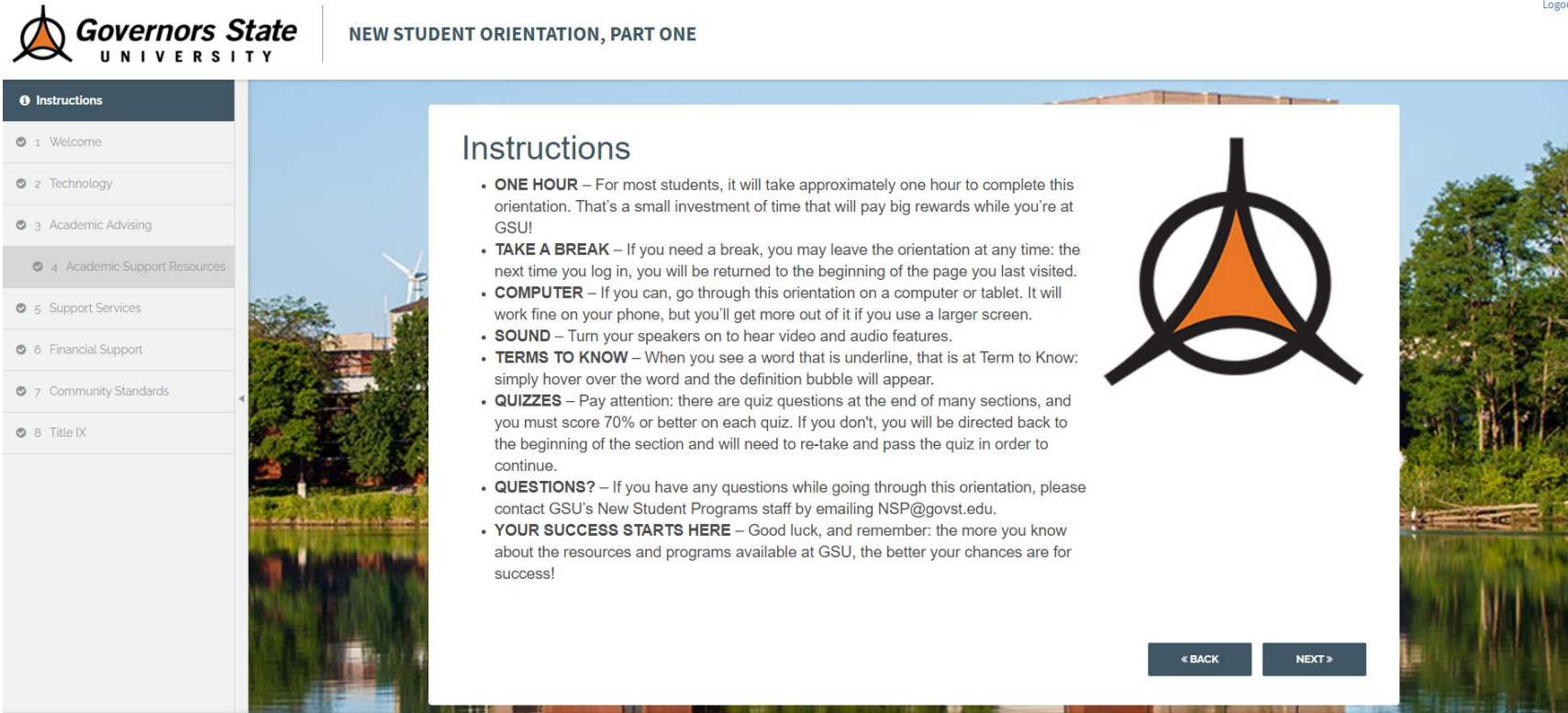
The 'Resources' section contains the following buttons:

- A to Z Index
- myONECARD (Dining | Bookstore)
- DEGREE AUDIT (VIEW YOUR ACADEMIC PROGRESS)
- LIBRARY
- TUTORING (ACADEMIC RESOURCE CENTER)
- ORIENTATION (highlighted with a red circle and an arrow)
- COMPUTER | TECH | LAB LOCATOR
- SCHOLARSHIP UNIVERSE
- ELECTRONIC TIME ENTRY

The 'Online Services' section is partially visible, showing a dropdown menu with 'STUDENTS' selected.

Accessing Orientation

Step 4: Complete Orientation at your own pace.



Gov **Governors State**
UNIVERSITY

NEW STUDENT ORIENTATION, PART ONE Logout

Instructions

- 1 Welcome
- 2 Technology
- 3 Academic Advising
- 4 Academic Support Resources**
- 5 Support Services
- 6 Financial Support
- 7 Community Standards
- 8 Title IX

Instructions

- **ONE HOUR** – For most students, it will take approximately one hour to complete this orientation. That’s a small investment of time that will pay big rewards while you’re at GSU!
- **TAKE A BREAK** – If you need a break, you may leave the orientation at any time: the next time you log in, you will be returned to the beginning of the page you last visited.
- **COMPUTER** – If you can, go through this orientation on a computer or tablet. It will work fine on your phone, but you’ll get more out of it if you use a larger screen.
- **SOUND** – Turn your speakers on to hear video and audio features.
- **TERMS TO KNOW** – When you see a word that is underline, that is at Term to Know: simply hover over the word and the definition bubble will appear.
- **QUIZZES** – Pay attention: there are quiz questions at the end of many sections, and you must score 70% or better on each quiz. If you don’t, you will be directed back to the beginning of the section and will need to re-take and pass the quiz in order to continue.
- **QUESTIONS?** – If you have any questions while going through this orientation, please contact GSU’s New Student Programs staff by emailing NSP@govst.edu.
- **YOUR SUCCESS STARTS HERE** – Good luck, and remember: the more you know about the resources and programs available at GSU, the better your chances are for success!

« BACK NEXT »



Governors State
UNIVERSITY

Admitted Transfer Checklist

Admitted Transfer Checklist

- Get started on your journey as a Jaguar by activating your myGSU portal:** You can find your login information on your admission acceptance letter.
- Complete the Free Application for Federal Student Aid (FAFSA):** at www.FAFSA.gov to qualify for all types of financial aid. Use GSU's school code—**009145**—to make sure we receive your financial aid information.
- Complete Online Orientation:** Your journey as a GSU student begins with Orientation! We have transitioned to a fully-online format – access through the myGSU portal.
- Submit your Immunization records via MedProctor.** www.medproctor.com by the start of your first semester or when you move into on-campus housing.
- Contact your advisor/review your degree audit:** Your academic advisor's information can be found on your login letter

Questions?





Thank You!

